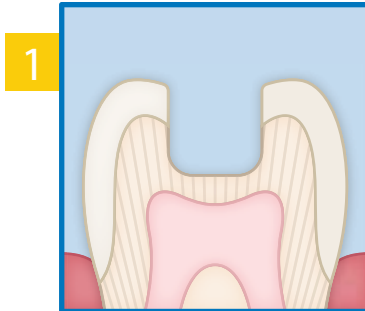


BISCO

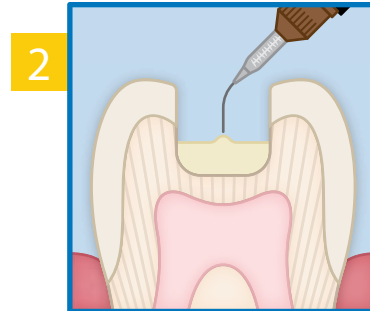
TheraBase™ Dual-Cured

Self-Adhesive Calcium Releasing Base/Liner

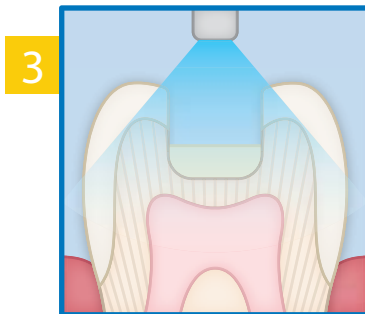
The Sandwich Technique



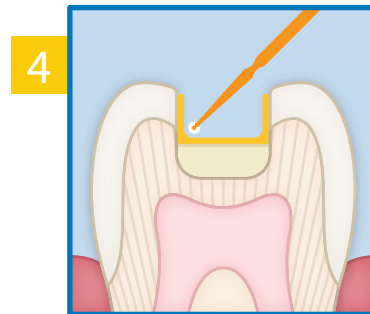
1 Prepare cavity. Clean the preparation with pumice and water. Rinse thoroughly and dry.



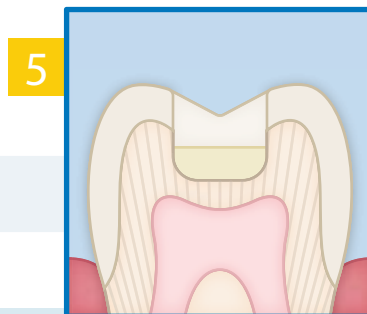
2 Apply TheraBase to the dentin surfaces of the prepared cavity directly from the syringe.



3 Light cure for 20 seconds or allow to self-cure.



4 Proceed with bonding procedure, such as All-Bond Universal® following manufacturer's instructions.



5 Restore with composite following manufacturer's instructions.



Rx Only

BISCO, Inc. • 1100 W. Irving Park Road • Schaumburg, IL 60193 • U.S.A. • 1-847-534-6000 • www.bisco.com

<https://www.bisco.com/symbols-glossary/>



MC-4115TB