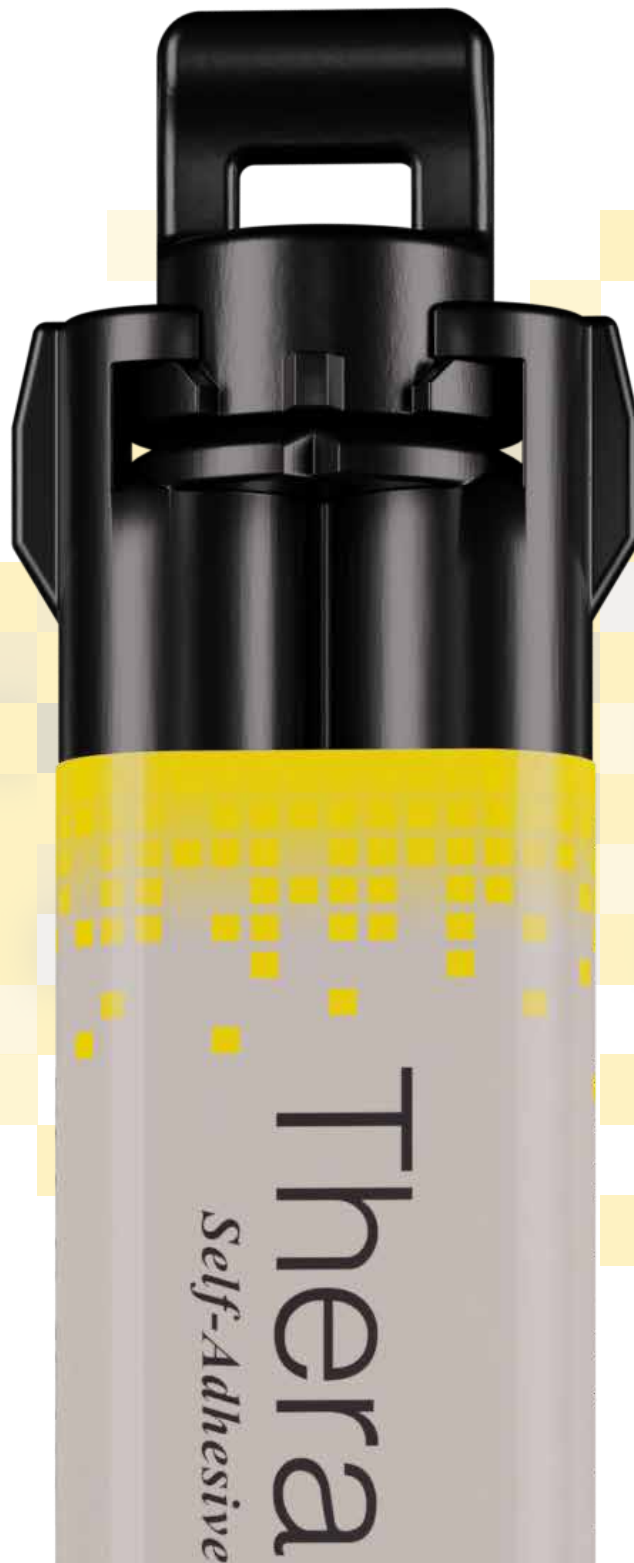


TheraCem[®]

CEMENTATION. THE THERA WAY.



Rx Only



TheraCem[®]

Self-Adhesive Resin Cement

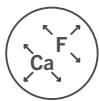
The NEXT GENERATION of Cements!

TheraCem is a dual-cured, calcium and fluoride-releasing, self-adhesive resin cement indicated for luting crowns, bridges, inlays, onlays and posts (prefabricated metal/nonmetal/fiber posts). It is the first BISCO cement to incorporate the THERA technology.

TheraCem has continuous release of calcium and fluoride ions.* It is at first acidic, which is needed for initial bonding, but becomes alkaline within minutes.*

The MDP monomer containing formula promotes adhesion that enhances the bond strength to zirconia, metal, and the tooth structure without the use of an additional dental adhesive or primer. Additionally, it offers a high degree of conversion for increased strength and high radiopacity for differentiation on radiographs.

TheraCem's single step procedure makes cementation to zirconia easier than ever before.



Calcium & Fluoride Releasing

Continuous ion release*



High Degree of Conversion

Ensures a higher physical strength



Alkaline pH

Transitions from acidic to an alkaline pH in minutes*



Easy to Use

Auto-mix, dual-syringe provides a consistent mix for immediate delivery



Easy Clean-Up

Specifically formulated to allow for quick and easy removal of cement



Strong Bond to Zirconia

Delivers a strong bond to zirconia and most substrates with no priming or etching required



MDP

TheraCem contains MDP which allows to bond to zirconia, metal and alumina substrates without the use of an additional primer



Dual-Cured

Material will cure even in deep restorations where light cannot reach



Self-Adhesive

No bonding agents required



Highly Radiopaque

Easy to identify on radiographs for quick and effective diagnosis



■ DUAL-CURED

■ EASY APPLICATION

■ RADIOPAQUE

■ ALKALINE pH

THERA HYDROPHILIC MATRIX

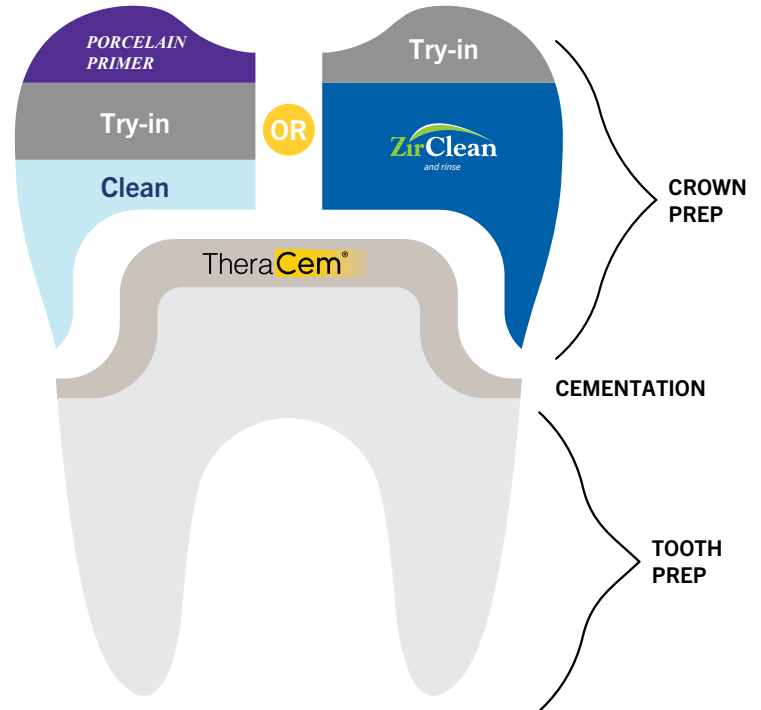


BISCO has developed a hydrophilic matrix that allows for ion exchange. Previous or traditional resin matrices have been hydrophobic, but BISCO's matrix allows for ion exchange (as water goes into the matrix, whereby calcium hydroxide ions and fluoride ions are released).

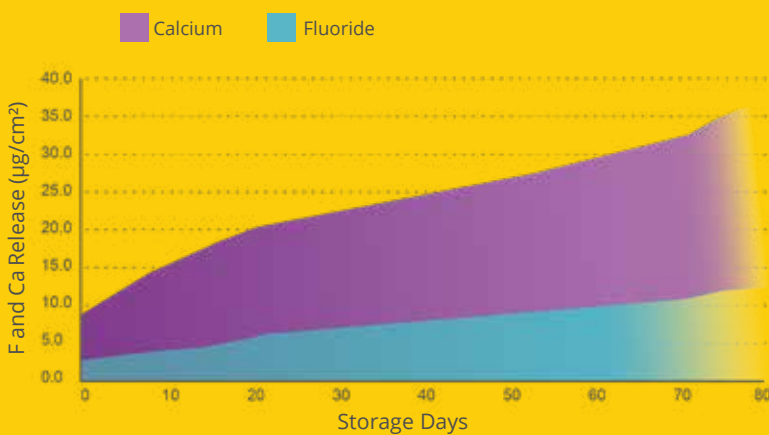
TheraCem Technique

Glass Ceramics/
Porcelain (silica-based)
or Lithium Disilicate/Silicate

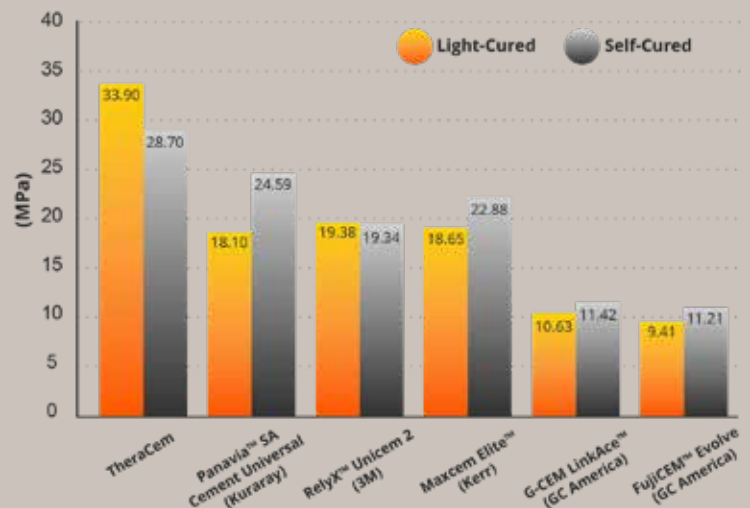
Metal, Zirconia,
Alumina



TheraCem Continuous Fluoride and Calcium Release*



Shear Bond Strength to Zirconia



Trademarks are property of their respective owners

TheraCem Case

Dentistry courtesy of Dr. Jordan Sebastian DDS and Dr. Burgos Hugo DDS



1 Cast metal post and core cemented on the first upper left bicuspid.



2 A CAD/CAM zirconia restoration was fabricated.



3 Restoration tried-in to check proper fit and occlusion.



4 ZirClean® applied for 20 seconds to remove surface contaminants, then rinsed and dried.



5 TheraCem dispensed into the intaglio surface of the restoration.



6 The restoration was seated, tack cured, and excess cement removed.



7 Final restoration.

Ordering Information

TheraCem Single Dual-Syringe Package

1 Dual-Syringe (8g), 15 Mixing Tips and Intraoral Tips, Instructions
Natural Shade.....

D-46311P

1-800-247-3368



MC-2240TC



www.bisco.com